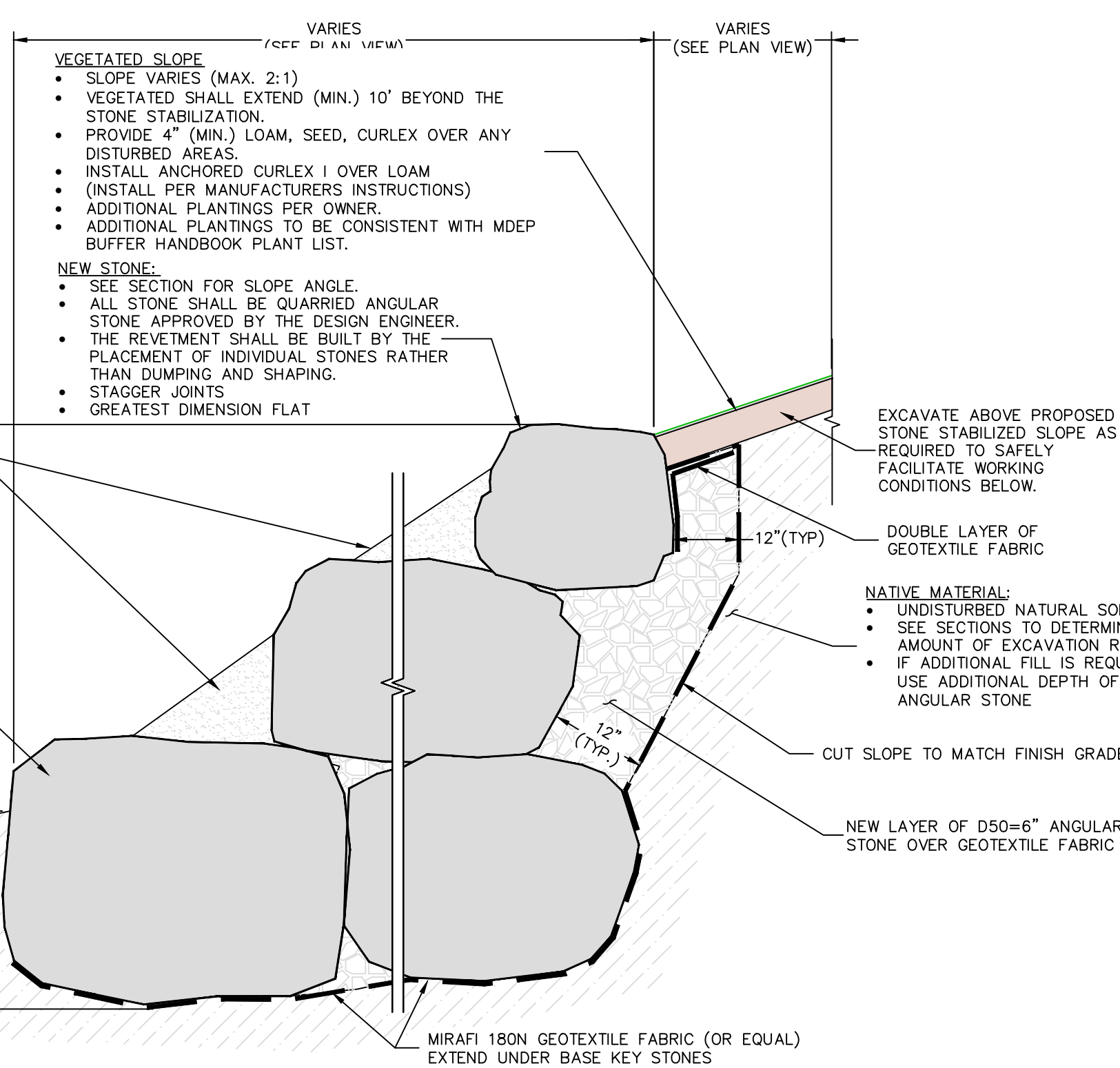
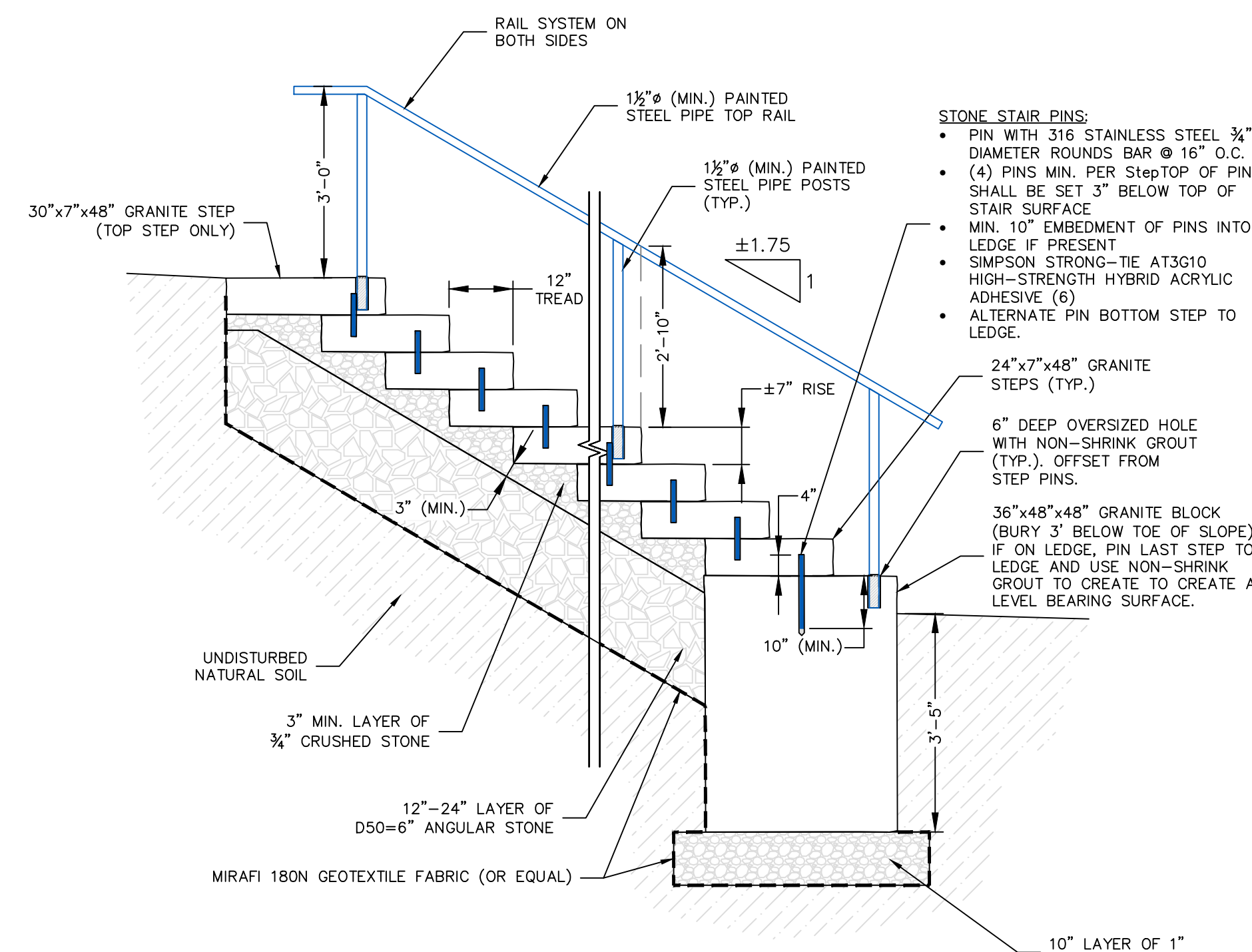


ROCK SIZE TABLE		
ROCK TYPE	MIN. ROCK WEIGHT (POUNDS)	AVERAGE DIMENSION
1	660 LB - 2,400 LB	1'-6" - 2'-6"
2	1,500 LB - 4,500 LB	2'-6" - 3'-6"
3	4,500 LB - 10,000 LB	3'-6" - 4'-6"
4	10,000 LB - 18,000 LB	4'-6" to 5'-6"

- CONSTRUCTION NOTES:**
- ALL STONE SHALL BE QUARRIED ANGULAR STONE APPROVED BY THE DESIGN ENGINEER.
  - ALL GRANULAR FILL USED FOR TEMPORARY CONSTRUCTION ACCESS SHALL BE REMOVED UPON COMPLETION AND ALL DISTURBED AREAS SHALL BE REVEGETATED.
  - TREES REMOVED DURING CONSTRUCTION SHALL BE REPLACED. PLANTING LOCATION, SIZE AND SPECIES OF REPLACEMENT TREES SHALL BE COORDINATED WITH OWNER AND SHALL COMPLY WITH SHORELAND ZONING ORDINANCE REQUIREMENTS.



TYPICAL STONE STABILIZATION DETAIL  
NO SCALE




TYPICAL STONE STAIR SECTION  
NO SCALE

NO.	REVISIONS	DATE

CLIENT/PROJECT: TOWN OF NORTHPORT BAYVIEW PARK  
 LOCATION: BAY STREET  
 TOWN: NORTHPORT COUNTY: WALDO STATE: MAINE  
 DRAWN BY: LP  
 CHECKED BY: HEG  
 DATE: APRIL 8, 2026  
 SCALE: 1" = 10'

SHEET TITLE: SHORELINE STABILIZATION SECTIONS & DETAIL

**Gartley & Dorsky**  
 ENGINEERING SURVEYING  
 59 Union Street, Unit 1, Camden, ME 04843  
 Ph. (207) 236-4365 • Fax (207) 236-3055 • Toll Free (888) 282-4365  
 165 Main Street, Suite 212, PO Box 1072, Damariscotta, ME 04843  
 Ph. (207) 790-5005



PROJ. NO. 2023-0149

PROGRESS PRINT  
NOT FOR CONSTRUCTION

C2